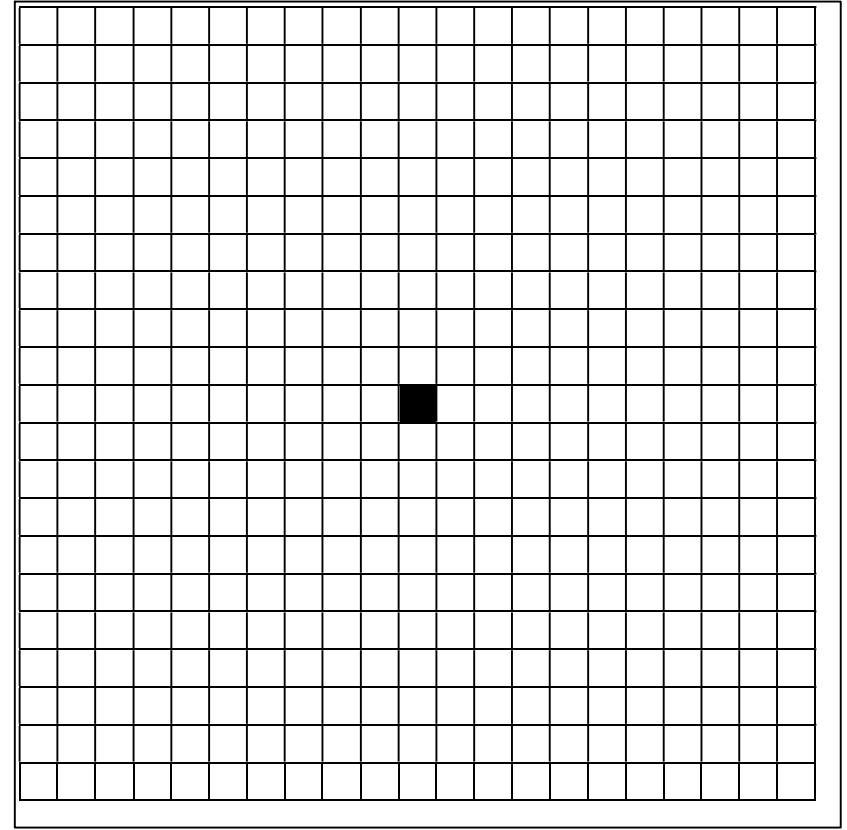
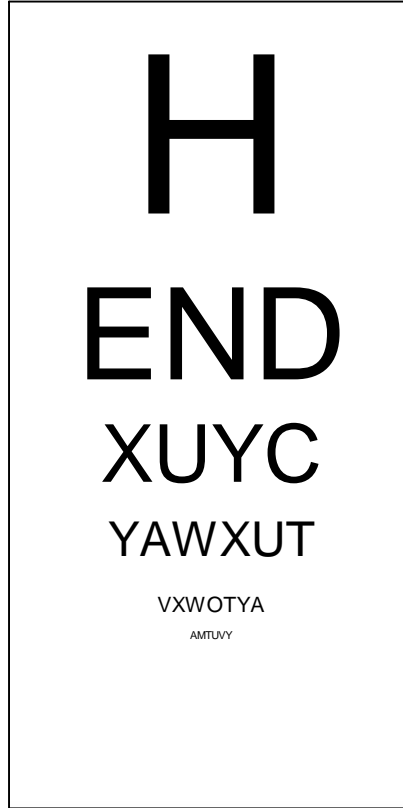



Mr Nicholas Lee - Consultant Ophthalmologist

AMSLER Chart

Left Eye

Right eye



1. If the chart is in a plastic sleeve, take out.

1. Hold the Chart 12 inches in front of you in good light.

2. Wear your Reading glasses

3. Test each eye separately by covering the other eye with your hand.

4. Look at the centre square ALL the time.

5. The first time you use the chart, check for wavy lines or blank areas and mark these on the chart. You can then check each time if these have changed.

6. Use the chart at least once per week. Also check you vision with the central chart with each eye.

7. Arrange an appointment with me if you notice any NEW distorted or blank areas. 0800 0266344